

Are You a Candidate for Balloon Sinuplasty?  
Please fill out this survey and hand it to the receptionist.

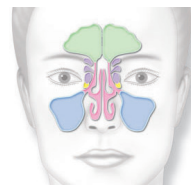
(Please use check mark)	No problem	Very mild problem	Mild problem	Moderate problem	Severe problem	Unbearable problem
Need to blow nose	0	1	2	3	4	5
Nasal Blockage	0	1	2	3	4	5
Sneezing	0	1	2	3	4	5
Runny nose	0	1	2	3	4	5
Cough	0	1	2	3	4	5
Post-nasal discharge	0	1	2	3	4	5
Thick nasal discharge	0	1	2	3	4	5
Ear fullness	0	1	2	3	4	5
Dizziness	0	1	2	3	4	5
Ear pain	0	1	2	3	4	5
Facial pain/pressure	0	1	2	3	4	5
Decreased sense of smell/taste	0	1	2	3	4	5
Difficulty falling asleep	0	1	2	3	4	5
Wake up at night	0	1	2	3	4	5
Lack of a good night's sleep	0	1	2	3	4	5
Wake up tired	0	1	2	3	4	5
Fatigue	0	1	2	3	4	5
Reduced productivity	0	1	2	3	4	5
Reduced concentration	0	1	2	3	4	5
Frustrated/restless/irritable	0	1	2	3	4	5
Sad	0	1	2	3	4	5
Embarrassed	0	1	2	3	4	5

TOTAL:

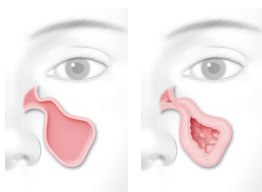
## What is Sinusitis?

Over 30 million Americans suffer from Sinusitis<sup>5</sup>

**Sinuses** are air-filled pockets behind the facial bones surrounding the nose. Each sinus has natural openings through which mucus drains.



**Sinusitis** is an inflammation of the sinus lining often caused by infections and/or blockage of the sinus openings, altering normal drainage. When you have frequent sinusitis, or the infection lasts three months or more, it could be chronic sinusitis.



Maxillary Sinus  
Normal

Maxillary Sinus  
Inflamed

For more information on Balloon Sinuplasty,  
visit [www.balloonsinuplasty.com](http://www.balloonsinuplasty.com).

## Acclarent<sup>®</sup>

Balloon Sinuplasty Technology is intended for use by or under the direction of a physician. Balloon Sinuplasty Technology has associated risks, including tissue and mucosal trauma, infection, or possible optic injury. Consult your physician for a full discussion of risks and benefits to determine whether this procedure is right for you.

- Karafilov, B., Silvers, S., Pasha, R., Sikand, A., Shikani, A., Sillers, M. and the ORIOS2 Study Investigators (2013). Office-based balloon sinus dilation: a prospective, multicenter study of 203 patients. *Int Forum Allergy Rhinol*, 3; 404-411.
- Weiss, R.L., Church, C.A., Kuhn, F.A., Levine, H.L., Sillers, M.J. & Vaughan, W.C. (2008). Long-term outcome analysis of balloon catheter sinusotomy: Two-year follow-up. *Otolaryngology-Head and Neck Surgery*, 139; S38-S46.
- Payne, S.C., Stolovitzky, P., Mehendale, N., et al. (2016). Medical therapy versus sinus surgery by using balloon sinus dilation technology: A prospective multicenter study. *American Journal of Rhinology & Allergy*, 30; 1-8.
- Acclarent Procedural Data Documented on March 7, 2017.
- Rosenfeld, R.M., Piccirillo, J.F., Chandrasekhar, S.S., et al. (2015). Clinical Practice Guideline (Update): Adult Sinusitis. *Otolaryngology – Otolaryngology-Head and Neck Surgery*, 152(2S); S1–S39.

## DO YOU SUFFER FROM:



Pressure  
Fatigue  
Congestion  
Loss of Smell  
Pain

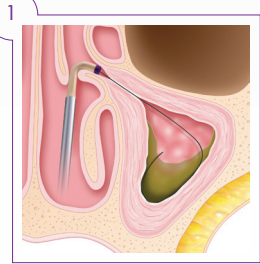
GET YOUR LIFE BACK WITH  
**BALLOON SINUPLASTY!**

## Acclarent<sup>®</sup>

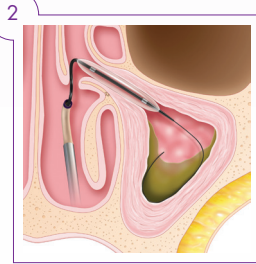
## What is Balloon Sinuplasty?

Balloon Sinuplasty is used to relieve the pain and pressure associated with chronic sinusitis.

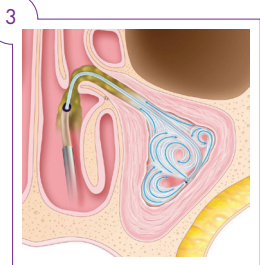
**Balloon Sinuplasty (BSP)** uses a small, flexible, balloon catheter to open up blocked sinus passageways to relieve pressure and pain in patients suffering from chronic sinusitis symptoms.



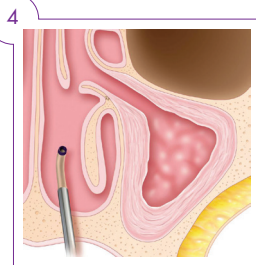
Access the Sinus



Open the Sinus



Irrigation



Durable Results


## Is Balloon Sinuplasty Right for You?

Safe, Effective, Minimally Invasive<sup>1</sup>

Comfortable, familiar environment

Some eligible patients may have lower out-of-pocket costs if the procedure is performed in a doctor's office.<sup>1</sup>

General anesthesia not required<sup>1</sup>



Get your life back.



**96%**

of patients experience positive results.<sup>2</sup>



**74%**

of patients chose Balloon Sinuplasty over medical management alone.<sup>3</sup>



**2 DAY**

recovery period.<sup>1</sup>

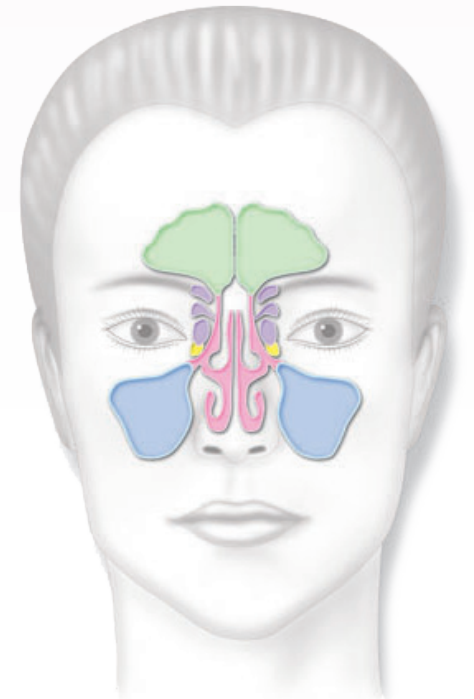


**535,000**

patients treated.<sup>4</sup>

Name \_\_\_\_\_ Date \_\_\_\_\_

Please indicate the location of your pain/pressure by placing an "X" on the location



GET YOUR LIFE BACK!

A SIMPLE PROCEDURE

LASTING RELIEF

**Acclarent®**